



REPORT NUMBER: 3155482COQ-001B
ORIGINAL ISSUE DATE: July 31, 2008
REVISION DATE: October 20, 2008

EVALUATION CENTER

INTERTEK TESTING SERVICES NA LTD.
1500 BRIGANTINE DRIVE
COQUITLAM, BC V3K 7C1

RENDERED TO

EXCELL RAILING SYSTEMS LTD.
#306 – 12886 ANVIL WAY
SURREY, BC V3W 8E7

PRODUCT EVALUATED: 1.72 in. Durarail Glass In-fill Railing System
EVALUATION PROPERTY: Load Requirements

THIS REPORT HAS BEEN EDITED BY EXCELL RAILING SYSTEMS. FOR A COPY OF THE ORIGINAL REPORT CONTACT EXCELL RAILING SYSTEMS.

Report of 1.72 in. Durarail Glass In-fill Railing System for compliance with the applicable requirements of the following criteria: 2006 International Building Code, Section 1607.7.1

This report is for the exclusive use of Intertek's Client and is provided pursuant to the agreement between Intertek and its Client. Intertek's responsibility and liability are limited to the terms and conditions of the agreement. Intertek assumes no liability to any party, other than to the Client in accordance with the agreement, for any loss, expense or damage occasioned by the use of this report. Only the Client is authorized to copy or distribute this report and then only in its entirety. Any use of the Intertek name or one of its marks for the sale or advertisement of the tested material, product or service must first be approved in writing by Intertek. The observations and test results in this report are relevant only to the sample tested. This report by itself does not imply that the material, product, or service is or has ever been under an Intertek certification program.

1 Table of Contents

1	Table of Contents.....	2
2	Introduction.....	3
3	Test Samples.....	3
3.1.	Sample Selection.....	3
3.2.	Sample and Assembly Description.....	3
4	Testing and Evaluation Methods.....	3
4.1.	General (Clause 1607.7).....	3
4.2.	In-fill Load Test (Clause 1607.7.1.2).....	3
4.3.	Uniform Load Test (Clause 1607.7.1).....	4
4.4.	Concentrated Load Test (Clause 1607.7.1.1).....	4
5	Testing and Evaluation Results.....	4
5.1.	Results and Observations.....	4
6	Conclusion.....	5
Appendix A	Test Data.....	1 page
Appendix B	Drawings.....	6 pages

2 Introduction

Intertek Testing Services NA Ltd. (Intertek) has conducted a test program for Excell Railing Systems Ltd. on an aluminum railing system. The evaluation was carried out to determine whether the railing system would meet the loads specified in 2006 International Building Code (IBC), Section 1607.7. The evaluation was conducted in the month of June 2008.

3 Test Samples

3.1. SAMPLE SELECTION

The client submitted the one (1) aluminum glass in-fill railing sample to the Evaluation Center on June 18, 2008. Samples were not independently selected for testing and cannot be used for Intertek Certification.

3.2. SAMPLE AND ASSEMBLY DESCRIPTION

The sample was identified as the following:

- 5 ft. Durarail Glass In-fill Railing System, which consists of the following:

Post:	1.72 in. x 1.72 in. 6061-T6 extruded aluminum post
Base Plate (deck):	4 in. x 4 in. x 3/8 in. 6061-T6 aluminum base plate with 4 mounting holes
Top Rails:	42 in. high, 6063-T5 aluminum rail (Two-piece round profile)
Panel Insert:	1/4 in., tempered glass panel measuring 56 in. wide x 38 in. high
Connections:	Connection details are provided in Appendix B.

Note: Post to sub-structure fastener evaluation is beyond the scope of this report. Four 3/8 inch Grade 5 bolts were used to install deck mount posts.

4 Testing and Evaluation Methods

Test specimen was loaded at a rate to achieve the specified loads between 10 seconds and 5 minutes. The specified test loads were held for one minute before the load was released. As per Section 1607.7.1 of the 2006 IBC, the following tests were conducted:

4.1. GENERAL (Clause 1607.7.1)

One complete railing system, consisting of two posts, was tested at maximum spacing and in the worst-case scenario.

4.2. IN-FILL LOAD TEST (Clause 1607.7.1.2)

A load consisting of 200 lbf was applied over 1 sq. ft. (0.0929 m²) normal to the in-fill in a worst-case scenario. As per Section 2407.1.1 of the 2006 IBC, a safety factor of 4 was used for glass panels.

4.3. UNIFORM LOAD TEST (Clause 1607.7.1)

A load consisting of 125 lbf/ft was applied across the top rail of the system in a 45° vectored direction.

4.4. CONCENTRATED LOAD TEST (Clause 1607.7.1.1)

A single concentrated load consisting of 500 lbf was applied horizontally to the top-rail at mid-span.

Additionally, a second concentrated load consisting of 500 lbf was applied directly adjacent to the post to evaluate the connection capacity.

5 Testing and Evaluation Results

5.1. RESULTS AND OBSERVATIONS

The product test results are shown in Table 1 below and the test data sheet is located in Appendix A.

Table 1. Test Results				
System Description	System Height (inches)	Maximum Post to Post Center Spacing (inches)	Test	Compliance
5 ft. Durarail Glass In-fill Railing System	42	60	In-fill load	Complied
			Uniform Load	Complied
			Mid-span Concentrated Load	Complied
			Adjacent to Post Concentrated Load	Complied

6 Conclusion

The 1.72 in. Durarail Glass In-fill Railing System identified in this test report has complied with the loads specified in 2006 International Building Code, Section 1607.7.1 as presented in Section 5 of this test report.


INTERTEK TESTING SERVICES NA LTD.

Reported by:



Chris Chang, EIT
Project Leader / Test Engineer, Construction Products

Reviewed by:

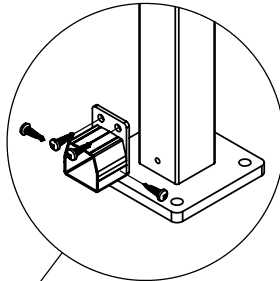
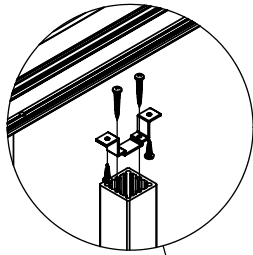


Ivo Tanner
Manager Physical Testing, Construction Products

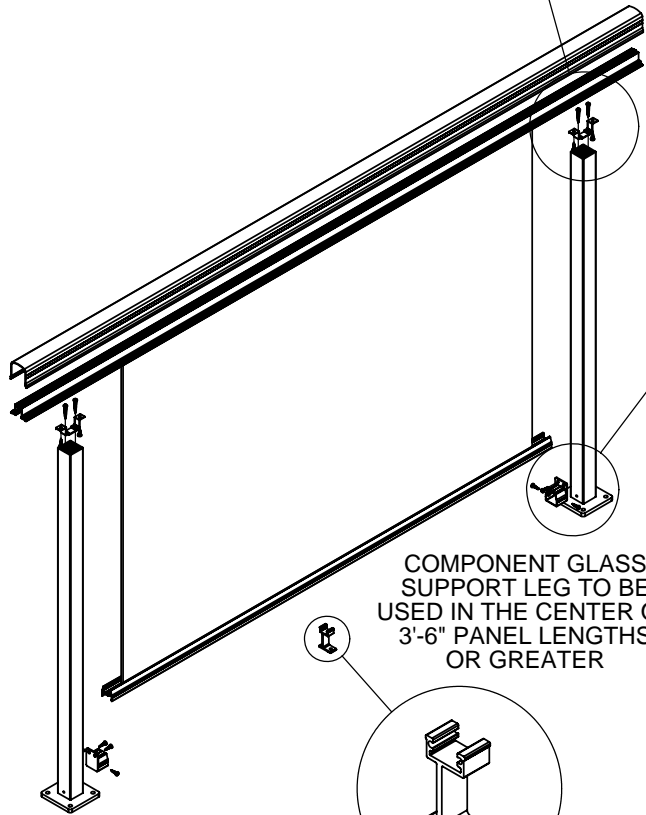
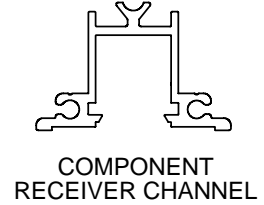
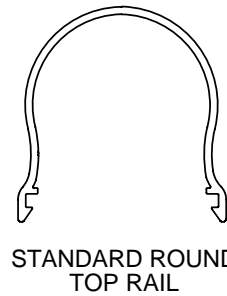
CC/ah

DURARAIL GLASS SYSTEM WITH 1.72" POSTS

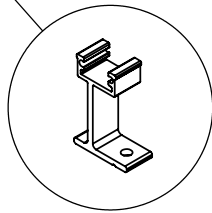
POST MOUNT PLATE FASTENED TO 1.72" POST WITH 2x #10x1 1/2" PH SS SCREWS AND TO TOP RAIL WITH 2x #10x3/4" PH SS SCREWS



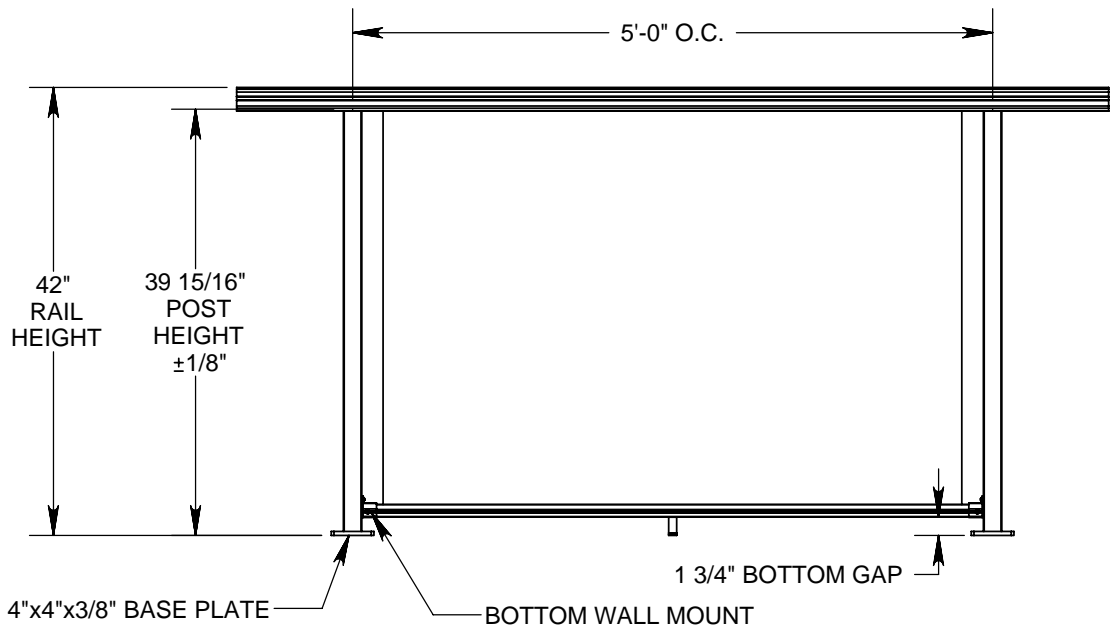
BOTTOM MOUNT FASTENED TO 1.72" POST WITH 2x #10x3/4" TEK SCREWS AND BOTTOM RAIL WITH 2x #10x3/4" TEK SCREWS



COMPONENT GLASS SUPPORT LEG TO BE USED IN THE CENTER OF 3'-6" PANEL LENGTHS OR GREATER



PLEASE SEE DRAWING 08-ERSL-172PST1 FOR POST ASSEMBLY DETAILS



ALL DIMENSIONS ARE SUBJECT TO SITE MEASUREMENTS AND ARE TO BE CONFIRMED BEFORE FABRICATION OF PRODUCT



MANUFACTURER OF EXCELL & DURARAIL PRODUCT LINES



Authorization Signature	Date of Authorization
Excell Railing Systems Ltd. #306 - 12886 Anvil Way Surrey, BC Canada V3W 8E7 Phone: 604-501-0151 Fax: 604-501-0155 Toll Free: 1-866-999-7245 www.excellrailing.com	Durarail Kansas City Warehouse 1722 Iron Street North Kansas City, MO 64116 Toll Free: 1-800-338-3568 Fax: 1-816-421-2924 www.durarail.com

Drawing Name	08-ERSL-DGL1ENG1		
Customer	Excell Railing Systems Ltd.		
Project Name	Durarail WP Style 1 with 1.72 Posts (Engineer Report)		
Drawn By	Csaba Bezzegh	Date Created	July 25, 2008
Revision No.	3	Scale	NTS
		Last Update	October 17, 2008
\\Ersrv\sales\Drawing Library\Engineering\Railing Assemblies\Glass\1.72 Posts\Glass Style 1\Durarail\08-ERSL-DGL1ENG1\			