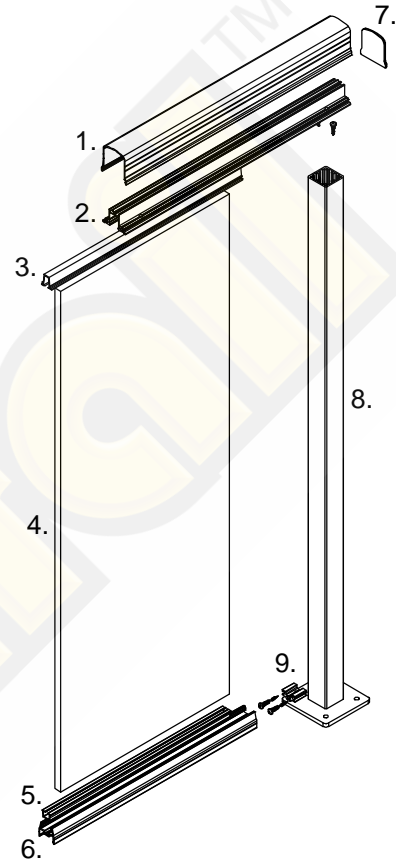
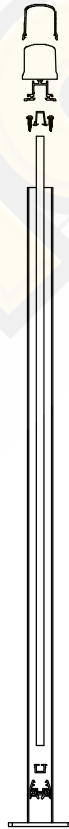

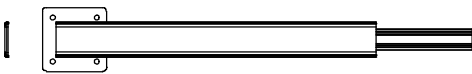




End Post with Continuous Top Rail and End Cap Detail - Component Glass

SEE FASTENER SHEET
FOR FASTENER LISTINGS



BILL OF MATERIALS

1. Top Rail (Square or Round)
2. Component Receiver Channel
3. Top Glass Insert
4. Tempered Glass (6mm / 1/4")
5. Bottom Glass Insert
6. Component Bottom Rail
7. Top Rail End Cap
8. Post (2" or Less)
9. Receiver Clip OR Bottom Wall Mount

WWW.DURARAIL.COM