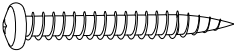








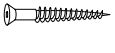





Fasteners	Usage & Notes	
<p>#14x3" Pan Head Stainless Steel Screw</p> 	<ul style="list-style-type: none"> <li>◆ Fasten post to wood deck</li> </ul> <p><i>Can be ordered painted or mill finish</i></p>	
<p>#14x2" Pan Head Stainless Steel Screw</p> 	<ul style="list-style-type: none"> <li>◆ Fasten post to wood deck</li> </ul> <p><i>Can be ordered painted or mill finish</i></p>	
<p>1/4"-20x2" Flat Head Phillips Drive Cutting Screw</p> 	<ul style="list-style-type: none"> <li>◆ Fasten post base plate to 1.72" post material</li> </ul> <p><i>Mill finish only</i></p>	
<p>#12x3" Pan Head Stainless Steel Screw</p> 	<ul style="list-style-type: none"> <li>◆ Fasten 1.6" inside wall mount to wall</li> </ul> <p><i>Mill finish only</i></p>	
<p>#12x2" Flat Head Stainless Steel Screw</p> 	<ul style="list-style-type: none"> <li>◆ Fasten post base plate to 1 5/8" or 2 1/2" post material</li> </ul> <p><i>Mill finish only</i></p>	
<p>#12x1 1/2" Pan Head Stainless Steel Screw</p> 	<ul style="list-style-type: none"> <li>◆ Fasten wall plate to wood wall</li> </ul> <p><i>Can be ordered painted or mill finish</i></p>	
<p>#10x1 1/2" Pan Head With #8 Head Stainless Steel Screw</p> 	<ul style="list-style-type: none"> <li>◆ Fasten receiver clip to post</li> <li>◆ Fasten receiver channel or post mount plate to top of post</li> </ul> <p><i>Mill finish only</i></p>	
<p>#10x3/4" TEK Stainless Steel Screw</p> 	<ul style="list-style-type: none"> <li>◆ Secure top sleeve post mount to post</li> <li>◆ Fasten wall mount to post</li> <li>◆ Secure bottom wall mount to bottom rail</li> <li>◆ Secure post mount plate to top rail</li> <li>◆ Secure top sleeves to top rail</li> <li>◆ Fasten gate hinges to post</li> </ul> <p><i>Can be ordered painted or mill finish</i></p>	
<p>#10x3/4" Flat Head With #7 Head UC Cad Plated Screw</p> 	<ul style="list-style-type: none"> <li>◆ Fasten 1 5/8" or 1.72" post caps</li> </ul> <p><i>Mill finish only</i></p>	
<p>#8x1 1/4" Flat Head Cad Plated Screw</p> 	<ul style="list-style-type: none"> <li>◆ Fasten Excell top rail end cap to top rail</li> </ul> <p><i>Mill finish only</i></p>	
<p>Gate Kit Screw Package</p> 	<ul style="list-style-type: none"> <li>◆ Secure 2x female gate hinges together as a door pin</li> </ul> <p><i>Mill finish only</i></p>	